




Investigators responsible for this study include:

Dr. Charles W. Given, PhD
Professor
Department of Family Practice
College of Human Medicine
Michigan State University
B427 W. Fee Hall
East Lansing, MI 48824
(517) 353-0306 or toll free (888) 353-0306

Dr. Barbara A. Given, PhD
University Distinguished Professor
College of Nursing
Michigan State University
B427 W. Fee Hall
East Lansing, MI 48824
(517) 353-0306 or toll free (888) 353-0306

Dr. Kevin Berger, MD
Assistant Professor
Department of Radiology
College of Human Medicine
Michigan State University
184 Radiology Building
East Lansing, MI 48824
(517) 353-5053

This project is a collaborative effort between the MSU Department of Radiology, Department of Family Practice and the College of Nursing. Conducted in affiliation with the Walther Cancer Institute through the Michael K. Guest Award.



Impact of Cancer Symptoms on Employment and Work

WHAT IS THIS STUDY ABOUT?

Researchers hope to better understand how symptoms and side effects from cancer or cancer treatment affect aspects of patient's work and their decisions to miss work, quit work or take a leave of absence.

HOW WILL THIS INFORMATION HELP ME OR OTHER CANCER PATIENTS?

We believe knowledge gained from this study will help cancer providers more effectively tailor symptom management strategies toward helping employed patients to reduce their lost time from work and to "fit" cancer treatment into their work roles.

Given the high cost of cancer treatment, few persons can afford to lose their insurance and it is essential that they "fit" treatment into their work schedules so as not to jeopardize continued employment.

WHO CAN PARTICIPATE?

Individuals who are 21 or older, who are employed full-time or part-time for pay, and are receiving chemotherapy for a solid tumor cancer or non-Hodgkin's or Hodgkin's lymphoma.

ARE THERE ANY RISKS TO PARTICIPATION?

Participating in this study will not put you at risk. There are no financial costs and all information is collected over the telephone.

Of course, any information about you, including your identity and answers to questions on the telephone interviews are confidential and will not be shared with others. Your responses will be combined with those of everyone else in the program.

WHAT IS REQUIRED OF ME?

All participants will be asked to complete 6 surveys over a 12-week period. The first survey will be the longest, lasting about 30 minutes. Following this first survey, you will be contacted every 2 weeks to complete a shorter (15 minutes) survey. Surveys will be completed over the telephone with a live interviewer.

Surveys will ask about health insurance, employment, physical demands of your job, intellectual demands of your job, social demands of your job, symptom severity and limitations, work changes and your general quality of life.

WHAT IF I CHANGE MY MIND?

You are free to change your mind at any time. You may withdraw from the study if you like.

Your decision to participate or not will not affect your current or future health care. You will continue to receive care from your cancer treatment center.

